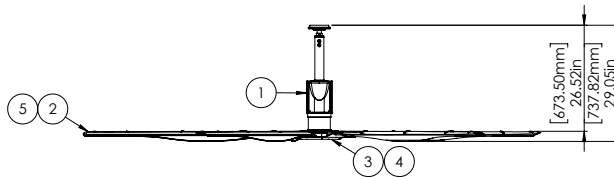
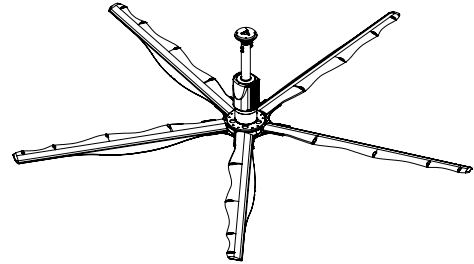
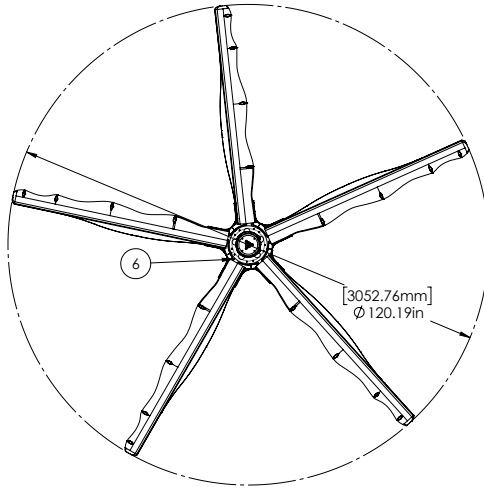


Big Commercial Ceiling Fan Technical Drawing

SMS-09-V36-RLCX0010



ITEM NO.	PART NUMBER	DESCRIPTION	QTY.
1	EN571X0010	AXIOM MOTOR ASSEMBLY	1
2	EN501X2000	AXIOM BLACK PP BLADE	5
3	EN501X1000	AXIOM HUB COVER - BLACK	1
4	EN561X3675	AXIOM LED-LIGHT-KIT	1
5	EN823X6030	1/4" X 5/8" LG-SERRATED FLANGED HEX HEAD CAP SCREW	20
6	EN823X6119	#8-32 X 1 3/8" FAN HEAD PHILLIPS MACHINE SCREW	5

MATERIAL AS SPECIFIED

FINISH AS SPECIFIED Tolerances:

DO NOT SCALE DRAWING

PROPRIETARY AND CONFIDENTIAL
 THE INFORMATION CONTAINED IN THIS DRAWING IS THE SOLE PROPERTY OF ENVIRA-NORTH SYSTEMS LTD. ANY REPRODUCTION IN PART OR AS A WHOLE WITHOUT THE WRITTEN PERMISSION OF ENVIRA-NORTH SYSTEMS LTD IS PROHIBITED. SHOULD THERE BE ANY DISCREPANCIES WITH THIS CONSTRUCTION DRAWING, ENVIRA-NORTH SYSTEMS LTD. SHOULD BE CONTACTED IMMEDIATELY FOR RESPONSE.

COMMENTS:
 ALL COMPONENTS APPLY FOR FAN ASSEMBLIES EN570X0010 TO EN570X9910

REVISONS:
 1: Enhanced mount assembly to be assembled with motor assembly

DRAWN: S.MARKS
 Last Revision Date:
 ENG APPR. Date:
 ENG APPR.

UNLESS OTHERWISE SPECIFIED:
 DIMENSIONS ARE IN INCHES UNLESS OTHERWISE SPECIFIED
 FRACTIONS 1/16" MINIMUM
 ANGLES DECIMAL 0.0001 MINIMUM
 THIS PLACE DECIMAL 0.0001 MINIMUM
 THREE PLACE DECIMAL 0.0001 MINIMUM

Drawing Date: 10/06/2016
 Checked By:
 Checked Date:
 MFG APPR.
 Last Saved Date: Tuesday, July 11, 2017 2:13:06 PM
 G.A.

Envira-North Systems Ltd.

TITLE: AXIOM GEARLESS FAN ASSEMBLY W/LIGHT

SIZE DWG. NO. **B** EN570X5010 **REV** 1

SCALE: 1:2 | WBGHT: 69 lbs | SHEET 1 OF 1

