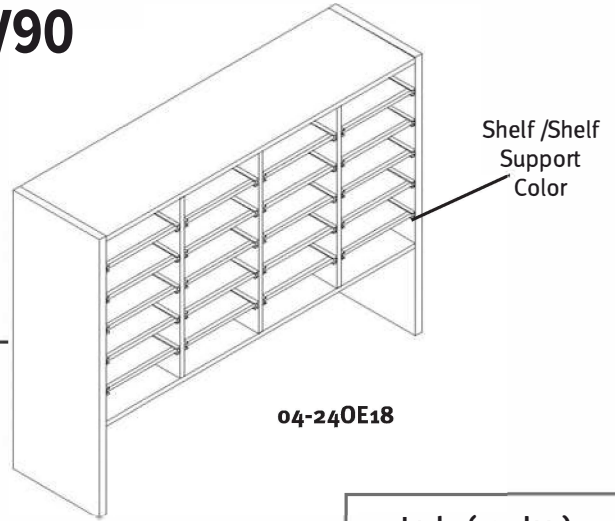


Pass Through Mail Sorter Specification Sheet

SMS-04-V90

How to Specify Your Options

Riser Option	Pass Through
Closed	Po3 = 3" Open
Eo3 = 3" Riser	Po6 = 6" Open
Eo6 = 6" Riser	P12 = 12" Open
E12 = 12" Riser	P18 = 18" Open
E18 = 18" Riser	Leave blank if no riser desired.



Slot Type
 S = Standard Size
 L = Legal Size
 O = Oversize

Sorting Height

Riser Option

Plexiglass Doors

F = Front
 R = Rear
 B = Both

Locks (per door)	
Model #	Description
T	Thumb Latch
K	Key Locks

O 3 - 3 6 P E o 6 x F C T

Number of Columns

Back
 C = Closed
 O = Open
 P = Plexiglass

Plexiglass Color

Display Board
 x = No Board
 Y = Board

Plexiglass Color	
Model #	Description
x	No
C	Clear
S	Smoke

Notes

- To calculate the sorting inches per column, take the total height of the unit, subtract any riser, subtract 2" for the top and bottom of the unit. Example: S5-30E6; 36 (total height) - 6 (riser) - 2 (top & bottom) = 28 sorting inches per column x 5 columns = 140 total sorting inches.
- Shelf supports are adjustable on 1" increments.
- Modules with sorting heights of 18", 24" and 30" include five shelves per column, providing a total of six mail slots per column. Modules with sorting heights of 36", 42" and 48" include seven shelves per column, providing a total of eight mail slots per column. Example: An S5-30 has five shelves for each of the five columns for a total of 25 shelves. Six slots for each of the five columns equal a total of 30 mail slots.
- If a module has a riser, use the sorting height only to calculate the number of shelves included. Example: S5-30E6 has a total height of 36" but a sorting height of only 30". Five shelves are included with this module.
- Additional shelves may be ordered if more slots are required. Shelves may also be deleted if fewer slots are required.
- Inside Column Dimensions (between shelf supports)

Size	Inside Width	Inside Depth
Standard	10 ¹ / ₈ "	12"
Legal	10 ¹ / ₈ "	16"
Oversize	12 ¹ / ₈ "	16"

- Modules with 6" risers that are 54" or more in width have a center riser leg. All modules with 12" or 18" risers feature a 2" front fascia on the riser. (Clearance = riser height - 2"). All modules with 12" or 18" open risers have a 2" fascia on the riser front and back. Open-back modules with no riser have a 2" fascia across the upper rear. Open-back modules must have closed-back risers and modules with open-back risers must be closed back. These features help maintain stability of the unit.
- If module is to be mounted in the center of the table, order a Cx console (centered modesty, pg. 39) for additional support.
- Module width and depth cannot be modified. Reduction in the height of the overall module or riser requires an upcharge.
- When using a 3" riser you can retain the overall height of the module, by adding 3" to the sorting height. For example, an S5-42E6 would become an S5-45E3.
- Modules with 3" risers are closed in the front and back of the riser and fasten to the console with a locking cam accessed from outside of the module.
- All modules are shipped fully assembled. When getting freight quotes, specify Class 100. If dimensions are required, add 3" to each dimension for packing materials.



Standard Open Back, No Riser

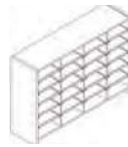


S4-300

MODEL #	WIDTH	SLOTS	HEIGHT	WEIGHT
S1-180	13 ¹ / ₁₆	6	18	34
S2-180	24 ³ / ₄	12	18	51
S3-180	36 ⁷ / ₁₆	18	18	74
S4-180	48 ¹ / ₈	24	18	92
S5-180	59 ¹³ / ₁₆	30	18	109
S6-180	71 ¹ / ₂	36	18	125
S1-240	13 ¹ / ₁₆	6	24	40
S2-240	24 ³ / ₄	12	24	58
S3-240	36 ⁷ / ₁₆	18	24	86
S4-240	48 ¹ / ₈	24	24	107
S5-240	59 ¹³ / ₁₆	30	24	129
S6-240	71 ¹ / ₂	36	24	150
S1-300	13 ¹ / ₁₆	6	30	44
S2-300	24 ³ / ₄	12	30	67
S3-300	36 ⁷ / ₁₆	18	30	98
S4-300	48 ¹ / ₈	24	30	122
S5-300	59 ¹³ / ₁₆	30	30	147
S6-300	71 ¹ / ₂	36	30	173
S1-360	13 ¹ / ₁₆	8	36	51
S2-360	24 ³ / ₄	16	36	77
S3-360	36 ⁷ / ₁₆	24	36	113
S4-360	48 ¹ / ₈	32	36	143
S5-360	59 ¹³ / ₁₆	40	36	172
S6-360	71 ¹ / ₂	48	36	201
S1-420	13 ¹ / ₁₆	8	42	56
S2-420	24 ³ / ₄	16	42	86
S3-420	36 ⁷ / ₁₆	24	42	128
S4-420	48 ¹ / ₈	32	42	158
S5-420	59 ¹³ / ₁₆	40	42	191
S6-420	71 ¹ / ₂	48	42	224
S1-480	13 ¹ / ₁₆	8	48	62
S2-480	24 ³ / ₄	16	48	95
S3-480	36 ⁷ / ₁₆	24	48	141
S4-480	48 ¹ / ₈	32	48	174
S5-480	59 ¹³ / ₁₆	40	48	210
S6-480	71 ¹ / ₂	48	48	246

Depth on all Standard-Size Sort Modules is 12⁷/₈".
Open back risers are not available on open back modules.

Standard Open Back, 3" Riser



S4-300E03

MODEL #	WIDTH	SLOTS	HEIGHT	WEIGHT
S1-180E03	13 ¹ / ₁₆	6	21	36
S2-180E03	24 ³ / ₄	12	21	53
S3-180E03	36 ⁷ / ₁₆	18	21	78
S4-180E03	48 ¹ / ₈	24	21	97
S5-180E03	59 ¹³ / ₁₆	30	21	119
S6-180E03	71 ¹ / ₂	36	21	141
S1-240E03	13 ¹ / ₁₆	6	27	41
S2-240E03	24 ³ / ₄	12	27	62
S3-240E03	36 ⁷ / ₁₆	18	27	92
S4-240E03	48 ¹ / ₈	24	27	114
S5-240E03	59 ¹³ / ₁₆	30	27	138
S6-240E03	71 ¹ / ₂	36	27	162
S1-300E03	13 ¹ / ₁₆	6	33	45
S2-300E03	24 ³ / ₄	12	33	70
S3-300E03	36 ⁷ / ₁₆	18	33	104
S4-300E03	48 ¹ / ₈	24	33	129
S5-300E03	59 ¹³ / ₁₆	30	33	157
S6-300E03	71 ¹ / ₂	36	33	185
S1-360E03	13 ¹ / ₁₆	8	39	53
S2-360E03	24 ³ / ₄	16	39	81
S3-360E03	36 ⁷ / ₁₆	24	39	119
S4-360E03	48 ¹ / ₈	32	39	150
S5-360E03	59 ¹³ / ₁₆	40	39	182
S6-360E03	71 ¹ / ₂	48	39	215
S1-420E03	13 ¹ / ₁₆	8	45	61
S2-420E03	24 ³ / ₄	16	45	92
S3-420E03	36 ⁷ / ₁₆	24	45	135
S4-420E03	48 ¹ / ₈	32	45	170
S5-420E03	59 ¹³ / ₁₆	40	45	182
S6-420E03	71 ¹ / ₂	48	45	194

Depth on all Standard-Size Sort Modules is 12⁷/₈".
Open back risers are not available on open back modules.



Standard Open Back, 6" Riser



S4-300Eo6

MODEL #	WIDTH	SLOTS	HEIGHT	WEIGHT
S1-180Eo6	13 ¹ / ₁₆	6	24	39
S2-180Eo6	24 ³ / ₄	12	24	56
S3-180Eo6	36 ⁷ / ₁₆	18	24	81
S4-180Eo6	48 ¹ / ₈	24	24	100
S5-180Eo6	59 ¹³ / ₁₆	30	24	122
S6-180Eo6	71 ¹ / ₂	36	24	144
S1-240Eo6	13 ¹ / ₁₆	6	30	44
S2-240Eo6	24 ³ / ₄	12	30	65
S3-240Eo6	36 ⁷ / ₁₆	18	30	95
S4-240Eo6	48 ¹ / ₈	24	30	117
S5-240Eo6	59 ¹³ / ₁₆	30	30	141
S6-240Eo6	71 ¹ / ₂	36	30	165
S1-300Eo6	13 ¹ / ₁₆	6	36	48
S2-300Eo6	24 ³ / ₄	12	36	73
S3-300Eo6	36 ⁷ / ₁₆	18	36	107
S4-300Eo6	48 ¹ / ₈	24	36	132
S5-300Eo6	59 ¹³ / ₁₆	30	36	160
S6-300Eo6	71 ¹ / ₂	36	36	188
S1-360Eo6	13 ¹ / ₁₆	8	42	56
S2-360Eo6	24 ³ / ₄	16	42	84
S3-360Eo6	36 ⁷ / ₁₆	24	42	122
S4-360Eo6	48 ¹ / ₈	32	42	153
S5-360Eo6	59 ¹³ / ₁₆	40	42	185
S6-360Eo6	71 ¹ / ₂	48	42	218
S1-420Eo6	13 ¹ / ₁₆	8	48	64
S2-420Eo6	24 ³ / ₄	16	48	95
S3-420Eo6	36 ⁷ / ₁₆	24	48	138
S4-420Eo6	48 ¹ / ₈	32	48	173
S5-420Eo6	59 ¹³ / ₁₆	40	48	185
S6-420Eo6	71 ¹ / ₂	48	48	197

Depth on all Standard-Size Sort Modules is 12⁷/₈".
Open back risers are not available on open back modules.

Standard Open Back, 12" Riser

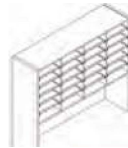


S3-240E12

MODEL #	WIDTH	SLOTS	HEIGHT	WEIGHT
S1-180E12	13 ¹ / ₁₆	6	30	44
S2-180E12	24 ³ / ₄	12	30	63
S3-180E12	36 ⁷ / ₁₆	18	30	89
S4-180E12	48 ¹ / ₈	24	30	110
S5-180E12	59 ¹³ / ₁₆	30	30	134
S6-180E12	71 ¹ / ₂	36	30	158
S1-240E12	13 ¹ / ₁₆	6	36	48
S2-240E12	24 ³ / ₄	12	36	70
S3-240E12	36 ⁷ / ₁₆	18	36	101
S4-240E12	48 ¹ / ₈	24	36	125
S5-240E12	59 ¹³ / ₁₆	30	36	154
S6-240E12	71 ¹ / ₂	36	36	182
S1-300E12	13 ¹ / ₁₆	6	42	55
S2-300E12	24 ³ / ₄	12	42	79
S3-300E12	36 ⁷ / ₁₆	18	42	113
S4-300E12	48 ¹ / ₈	24	42	142
S5-300E12	59 ¹³ / ₁₆	30	42	173
S6-300E12	71 ¹ / ₂	36	42	205
S1-360E12	13 ¹ / ₁₆	8	48	62
S2-360E12	24 ³ / ₄	16	48	88
S3-360E12	36 ⁷ / ₁₆	24	48	125
S4-360E12	48 ¹ / ₈	32	48	157
S5-360E12	59 ¹³ / ₁₆	40	48	193
S6-360E12	71 ¹ / ₂	48	48	228

Depth on all Standard-Size Sort Modules is 12⁷/₈".
Open back risers are not available on open back modules.

Standard Open Back, 18" Riser



S4-240E18

MODEL #	WIDTH	SLOTS	HEIGHT	WEIGHT
S1-180E18	13 ¹ / ₁₆	6	36	47
S2-180E18	24 ³ / ₄	12	36	68
S3-180E18	36 ⁷ / ₁₆	18	36	98
S4-180E18	48 ¹ / ₈	24	36	120
S5-180E18	59 ¹³ / ₁₆	30	36	147
S6-180E18	71 ¹ / ₂	36	36	176
S1-240E18	13 ¹ / ₁₆	6	42	54
S2-240E18	24 ³ / ₄	12	42	77
S3-240E18	36 ⁷ / ₁₆	18	42	110
S4-240E18	48 ¹ / ₈	24	42	135
S5-240E18	59 ¹³ / ₁₆	30	42	167
S6-240E18	71 ¹ / ₂	36	42	198
S1-300E18	13 ¹ / ₁₆	6	48	61
S2-300E18	24 ³ / ₄	12	48	86
S3-300E18	36 ⁷ / ₁₆	18	48	122
S4-300E18	48 ¹ / ₈	24	48	152
S5-300E18	59 ¹³ / ₁₆	30	48	186
S6-300E18	71 ¹ / ₂	36	48	221

Depth on all Standard-Size Sort Modules is 12⁷/₈".
Open back risers are not available on open back modules.

