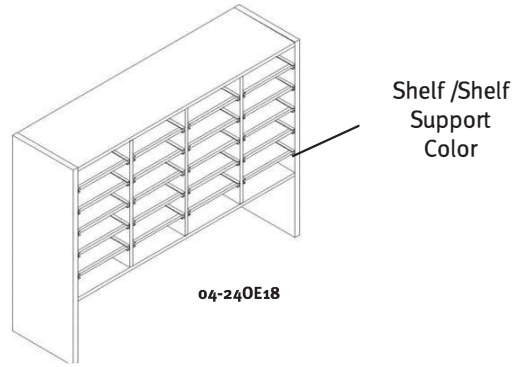


Legal Size Mail Sorter Specification Sheet

SMS-04-V90-L

How to Specify Your Options



Riser Option

Closed
E03 = 3" Riser
E06 = 6" Riser
E12 = 12" Riser
E18 = 18" Riser

Pass Through
P03 = 3" Open
P06 = 6" Open
P12 = 12" Open
P18 = 18" Open
Leave blank if no riser desired.

Slot Type

S = Standard Size
L = Legal Size
O = Oversize

Sorting Height

Riser Option

Plexiglass Doors

F = Front
R = Rear
B = Both

Locks (per door)

Model # Description
T Thumb Latch
K Key Locks

O 3 3 6 P E 0 6 x F C T

Number of Columns

Back
C = Closed
O = Open
P = Plexiglass

Display Board
x = No Board
Y = Board

Plexiglass Color

Plexiglass Color

Model # Description
S Smoke
X No
C Clear

See page 60 for color codes.

Notes

- To calculate the sorting inches per column, take the total height of the unit, subtract any riser, subtract 2" for the top and bottom of the unit.
Example: S5-30E6; 36 (total height) - 6 (riser) - 2 (top & bottom) = 28 sorting inches per column x 5 columns = 140 total sorting inches.
- Shelf supports are adjustable on 1" increments.
- Modules with sorting heights of 18", 24" and 30" include five shelves per column, providing a total of six mail slots per column. Modules with sorting heights of 36", 42" and 48" include seven shelves per column, providing a total of eight mail slots per column. Example: An S5-30 has five shelves for each of the five columns for a total of 25 shelves. Six slots for each of the five columns equal a total of 30 mail slots.
- If a module has a riser, use the sorting height only to calculate the number of shelves included. Example: S5-30E6 has a total height of 36" but a sorting height of only 30". Five shelves are included with this module.
- Additional shelves may be ordered if more slots are required. Shelves may also be deleted if fewer slots are required.
- Inside Column Dimensions (between shelf supports)
- Modules with 6" risers that are 54" or more in width have a center riser leg. All modules with 12" or 18" risers feature a 2" front fascia on the riser. (Clearance = riser height - 2"). All modules with 12" or 18" open risers have a 2" fascia on the riser front and back. Open-back modules with no riser have a 2" fascia across the upper rear. Open-back modules must have closed-back risers and modules with open-back risers must be closed back. These features help maintain stability of the unit.
- If module is to be mounted in the center of the table, order a Cx console (centered modesty, pg. 39) for additional support.
- Module width and depth cannot be modified. Reduction in the height of the overall module or riser requires an upcharge.
- When using a 3" riser you can retain the overall height of the module, by adding 3" to the sorting height. For example, an S5-42E6 would become an S5-45E3.
- Modules with 3" risers are closed in the front and back of the riser and fasten to the console with a locking cam accessed from outside of the module.
- All modules are shipped fully assembled. When getting freight quotes, specify Class 100. If dimensions are required, add 3" to each dimension for packing materials.

Size	Inside Width	Inside Depth
Standard	10 1/8"	12"
Legal	10 1/8"	16"
Oversize	12 1/8"	16"



Legal Closed Back, No Riser

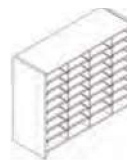


L4-36C

MODEL #	WIDTH	SLOTS	HEIGHT	WEIGHT
L1-18C	13 ¹ / ₁₆	6	18	40
L2-18C	24 ³ / ₄	12	18	59
L3-18C	36 ⁷ / ₁₆	18	18	87
L4-18C	48 ¹ / ₈	24	18	109
L5-18C	59 ¹³ / ₁₆	30	18	131
L6-18C	71 ¹ / ₂	36	18	153
L1-24C	13 ¹ / ₁₆	6	24	46
L2-24C	24 ³ / ₄	12	24	69
L3-24C	36 ⁷ / ₁₆	18	24	103
L4-24C	48 ¹ / ₈	24	24	129
L5-24C	59 ¹³ / ₁₆	30	24	155
L6-24C	71 ¹ / ₂	36	24	182
L1-30C	13 ¹ / ₁₆	6	30	53
L2-30C	24 ³ / ₄	12	30	80
L3-30C	36 ⁷ / ₁₆	18	30	119
L4-30C	48 ¹ / ₈	24	30	147
L5-30C	59 ¹³ / ₁₆	30	30	178
L6-30C	71 ¹ / ₂	36	30	208
L1-36C	13 ¹ / ₁₆	8	36	61
L2-36C	24 ³ / ₄	16	36	92
L3-36C	36 ⁷ / ₁₆	24	36	136
L4-36C	48 ¹ / ₈	32	36	172
L5-36C	59 ¹³ / ₁₆	40	36	207
L6-36C	71 ¹ / ₂	48	36	242
L1-42C	13 ¹ / ₁₆	8	42	68
L2-42C	24 ³ / ₄	16	42	103
L3-42C	36 ⁷ / ₁₆	24	42	153
L4-42C	48 ¹ / ₈	32	42	191
L5-42C	59 ¹³ / ₁₆	40	42	231
L6-42C	71 ¹ / ₂	48	42	271
L1-48C	13 ¹ / ₁₆	8	48	76
L2-48C	24 ³ / ₄	16	48	114
L3-48C	36 ⁷ / ₁₆	24	48	168
L4-48C	48 ¹ / ₈	32	48	210
L5-48C	59 ¹³ / ₁₆	40	48	242
L6-48C	71 ¹ / ₂	48	48	300

Depth on all Legal-Size Sort Modules is 16⁷/₈".

Legal Closed Back, 3" Riser



L4-36CEo3

MODEL #	WIDTH	SLOTS	HEIGHT	WEIGHT
L1-18CEo3	13 ¹ / ₁₆	6	21	43
L2-18CEo3	24 ³ / ₄	12	21	62
L3-18CEo3	36 ⁷ / ₁₆	18	21	90
L4-18CEo3	48 ¹ / ₈	24	21	112
L5-18CEo3	59 ¹³ / ₁₆	30	21	134
L6-18CEo3	71 ¹ / ₂	36	21	156
L1-24CEo3	13 ¹ / ₁₆	6	27	49
L2-24CEo3	24 ³ / ₄	12	27	72
L3-24CEo3	36 ⁷ / ₁₆	18	27	106
L4-24CEo3	48 ¹ / ₈	24	27	132
L5-24CEo3	59 ¹³ / ₁₆	30	27	158
L6-24CEo3	71 ¹ / ₂	36	27	185
L1-30CEo3	13 ¹ / ₁₆	6	33	56
L2-30CEo3	24 ³ / ₄	12	33	83
L3-30CEo3	36 ⁷ / ₁₆	18	33	122
L4-30CEo3	48 ¹ / ₈	24	33	150
L5-30CEo3	59 ¹³ / ₁₆	30	33	181
L6-30CEo3	71 ¹ / ₂	36	33	211
L1-36CEo3	13 ¹ / ₁₆	8	39	64
L2-36CEo3	24 ³ / ₄	16	39	95
L3-36CEo3	36 ⁷ / ₁₆	24	39	139
L4-36CEo3	48 ¹ / ₈	32	39	175
L5-36CEo3	59 ¹³ / ₁₆	40	39	210
L6-36CEo3	71 ¹ / ₂	48	39	245
L1-42CEo3	13 ¹ / ₁₆	8	45	71
L2-42CEo3	24 ³ / ₄	16	45	106
L3-42CEo3	36 ⁷ / ₁₆	24	45	156
L4-42CEo3	48 ¹ / ₈	32	45	194
L5-42CEo3	59 ¹³ / ₁₆	40	45	234
L6-42CEo3	71 ¹ / ₂	48	45	274

Depth on all Legal-Size Sort Modules is 16⁷/₈".
For open riser, change model # to P
(for pass-through).

Legal Closed Back, 6" Riser



L4-24CEo6

MODEL #	WIDTH	SLOTS	HEIGHT	WEIGHT
L1-18CEo6	13 ¹ / ₁₆	6	24	45
L2-18CEo6	24 ³ / ₄	12	24	67
L3-18CEo6	36 ⁷ / ₁₆	18	24	97
L4-18CEo6	48 ¹ / ₈	24	24	120
L5-18CEo6	59 ¹³ / ₁₆	30	24	145
L6-18CEo6	71 ¹ / ₂	36	24	171
L1-24CEo6	13 ¹ / ₁₆	6	30	52
L2-24CEo6	24 ³ / ₄	12	30	77
L3-24CEo6	36 ⁷ / ₁₆	18	30	112
L4-24CEo6	48 ¹ / ₈	24	30	140
L5-24CEo6	59 ¹³ / ₁₆	30	30	169
L6-24CEo6	71 ¹ / ₂	36	30	200
L1-30CEo6	13 ¹ / ₁₆	6	36	58



Legal Closed Back, 6" Riser (cont.)

MODEL #	WIDTH	SLOTS	HEIGHT	WEIGHT
L2-30CE06	24 ³ / ₄	12	36	87
L3-30CE06	36 ⁷ / ₁₆	18	36	128
L4-30CE06	48 ¹ / ₈	24	36	158
L5-30CE06	59 ¹³ / ₁₆	30	36	193
L6-30CE06	71 ¹ / ₂	36	36	227
L1-36CE06	13 ¹ / ₁₆	8	42	67
L2-36CE06	24 ³ / ₄	16	42	100
L3-36CE06	36 ⁷ / ₁₆	24	42	146
L4-36CE06	48 ¹ / ₈	32	42	183
L5-36CE06	59 ¹³ / ₁₆	40	42	221
L6-36CE06	71 ¹ / ₂	48	42	261
L1-42CE06	13 ¹ / ₁₆	8	48	76
L2-42CE06	24 ³ / ₄	16	48	113
L3-42CE06	36 ⁷ / ₁₆	24	48	166
L4-42CE06	48 ¹ / ₈	32	48	207
L5-42CE06	59 ¹³ / ₁₆	40	48	221
L6-42CE06	71 ¹ / ₂	48	48	237

Depth on all Legal-Size Sort Modules is 16⁷/₈".
 For open riser, change model # to P
 (for pass-through).

Legal Closed Back, 18" Riser

MODEL #	WIDTH	SLOTS	HEIGHT	WEIGHT
L1-18CE18	13 ¹ / ₁₆	6	36	57
L2-18CE18	24 ³ / ₄	12	36	81
L3-18CE18	36 ⁷ / ₁₆	18	36	117
L4-18CE18	48 ¹ / ₈	24	36	142
L5-18CE18	59 ¹³ / ₁₆	30	36	176
L6-18CE18	71 ¹ / ₂	36	36	209
L1-24CE18	13 ¹ / ₁₆	6	42	64
L2-24CE18	24 ³ / ₄	12	42	91
L3-24CE18	36 ⁷ / ₁₆	18	42	131
L4-24CE18	48 ¹ / ₈	24	42	161
L5-24CE18	59 ¹³ / ₁₆	30	42	198
L6-24CE18	71 ¹ / ₂	36	42	237
L1-30CE18	13 ¹ / ₁₆	6	48	70
L2-30CE18	24 ³ / ₄	12	48	101
L3-30CE18	36 ⁷ / ₁₆	18	48	145
L4-30CE18	48 ¹ / ₈	24	48	180
L5-30CE18	59 ¹³ / ₁₆	30	48	221
L6-30CE18	71 ¹ / ₂	36	48	263

Depth on all Legal-Size Sort Modules is 16⁷/₈".
 For open riser, change model # to P
 (for pass-through).

Legal Closed Back, 12" Riser



L4-30CE12

MODEL #	WIDTH	SLOTS	HEIGHT	WEIGHT
L1-18CE12	13 ¹ / ₁₆	6	30	52
L2-18CE12	24 ³ / ₄	12	30	74
L3-18CE12	36 ⁷ / ₁₆	18	30	107
L4-18CE12	48 ¹ / ₈	24	30	131
L5-18CE12	59 ¹³ / ₁₆	30	30	161
L6-18CE12	71 ¹ / ₂	36	30	191
L1-24CE12	13 ¹ / ₁₆	6	36	59
L2-24CE12	24 ³ / ₄	12	36	85
L3-24CE12	36 ⁷ / ₁₆	18	36	121
L4-24CE12	48 ¹ / ₈	24	36	150
L5-24CE12	59 ¹³ / ₁₆	30	36	184
L6-24CE12	71 ¹ / ₂	36	36	218
L1-30CE12	13 ¹ / ₁₆	6	42	65
L2-30CE12	24 ³ / ₄	12	42	95
L3-30CE12	36 ⁷ / ₁₆	18	42	136
L4-30CE12	48 ¹ / ₈	24	42	169
L5-30CE12	59 ¹³ / ₁₆	30	42	207
L6-30CE12	71 ¹ / ₂	36	42	244
L1-36CE12	13 ¹ / ₁₆	8	48	70
L2-36CE12	24 ³ / ₄	16	48	105
L3-36CE12	36 ⁷ / ₁₆	24	48	153
L4-36CE12	48 ¹ / ₈	32	48	189
L5-36CE12	59 ¹³ / ₁₆	40	48	230
L6-36CE12	71 ¹ / ₂	48	48	271

Depth on all Legal-Size Sort Modules is 16⁷/₈".
 For open riser, change model # to P
 (for pass-through).

Legal Open Back, No Riser



L4-30O

MODEL #	WIDTH	SLOTS	HEIGHT	WEIGHT
L1-18O	13 ¹ / ₁₆	6	18	40
L2-18O	24 ³ / ₄	12	18	59
L3-18O	36 ⁷ / ₁₆	18	18	87
L4-18O	48 ¹ / ₈	24	18	109
L5-18O	59 ¹³ / ₁₆	30	18	131
L6-18O	71 ¹ / ₂	36	18	153
L1-24O	13 ¹ / ₁₆	6	24	46
L2-24O	24 ³ / ₄	12	24	69
L3-24O	36 ⁷ / ₁₆	18	24	103
L4-24O	48 ¹ / ₈	24	24	129
L5-24O	59 ¹³ / ₁₆	30	24	155
L6-24O	71 ¹ / ₂	36	24	182
L1-30O	13 ¹ / ₁₆	6	30	53
L2-30O	24 ³ / ₄	12	30	80
L3-30O	36 ⁷ / ₁₆	18	30	119
L4-30O	48 ¹ / ₈	24	30	147
L5-30O	59 ¹³ / ₁₆	30	30	178
L6-30O	71 ¹ / ₂	36	30	208
L1-36O	13 ¹ / ₁₆	8	36	61
L2-36O	24 ³ / ₄	16	36	92
L3-36O	36 ⁷ / ₁₆	24	36	136
L4-36O	48 ¹ / ₈	32	36	172
L5-36O	59 ¹³ / ₁₆	40	36	207
L6-36O	71 ¹ / ₂	48	36	242
L1-42O	13 ¹ / ₁₆	8	42	68



Legal Open Back, No Riser (cont.)

MODEL #	WIDTH	SLOTS	HEIGHT	WEIGHT
L2-420	24 ^{3/4}	16	42	103
L3-420	36 ^{7/16}	24	42	153
L4-420	48 ^{1/8}	32	42	191
L5-420	59 ^{13/16}	40	42	231
L6-420	71 ^{1/2}	48	42	271
L1-480	13 ^{1/16}	8	48	76
L2-480	24 ^{3/4}	16	48	114
L3-480	36 ^{7/16}	24	48	168
L4-480	48 ^{1/8}	32	48	210
L5-480	59 ^{13/16}	40	48	242
L6-480	71 ^{1/2}	48	48	300

Depth on all Legal-Size Sort Modules is 16^{7/8}".

Legal Open Back, 3" Riser

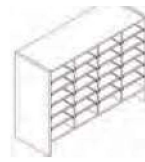


L4-300E03

MODEL #	WIDTH	SLOTS	HEIGHT	WEIGHT
L1-180E03	13 ^{1/16}	6	21	43
L2-180E03	24 ^{3/4}	12	21	62
L3-180E03	36 ^{7/16}	18	21	90
L4-180E03	48 ^{1/8}	24	21	112
L5-180E03	59 ^{13/16}	30	21	134
L6-180E03	71 ^{1/2}	36	21	156
L1-240E03	13 ^{1/16}	6	27	49
L2-240E03	24 ^{3/4}	12	27	72
L3-240E03	36 ^{7/16}	18	27	106
L4-240E03	48 ^{1/8}	24	27	132
L5-240E03	59 ^{13/16}	30	27	158
L6-240E03	71 ^{1/2}	36	27	185
L1-300E03	13 ^{1/16}	6	33	56
L2-300E03	24 ^{3/4}	12	33	83
L3-300E03	36 ^{7/16}	18	33	122
L4-300E03	48 ^{1/8}	24	33	150
L5-300E03	59 ^{13/16}	30	33	181
L6-300E03	71 ^{1/2}	36	33	211
L1-360E03	13 ^{1/16}	8	39	64
L2-360E03	24 ^{3/4}	16	39	95
L3-360E03	36 ^{7/16}	24	39	139
L4-360E03	48 ^{1/8}	32	39	175
L5-360E03	59 ^{13/16}	40	39	210
L6-360E03	71 ^{1/2}	48	39	245
L1-420E03	13 ^{1/16}	8	45	71
L2-420E03	24 ^{3/4}	16	45	106
L3-420E03	36 ^{7/16}	24	45	156
L4-420E03	48 ^{1/8}	32	45	194
L5-420E03	59 ^{13/16}	40	45	234
L6-420E03	71 ^{1/2}	48	45	274

Depth on all Legal-Size Sort Modules is 16^{7/8}".
Open back risers are not available on open back modules.

Legal Open Back, 6" Riser

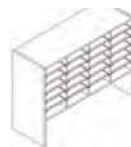


L4-300E06

MODEL #	WIDTH	SLOTS	HEIGHT	WEIGHT
L1-180E06	13 ^{1/16}	6	24	45
L2-180E06	24 ^{3/4}	12	24	67
L3-180E06	36 ^{7/16}	18	24	97
L4-180E06	48 ^{1/8}	24	24	120
L5-180E06	59 ^{13/16}	30	24	145
L6-180E06	71 ^{1/2}	36	24	171
L1-240E06	13 ^{1/16}	6	30	52
L2-240E06	24 ^{3/4}	12	30	77
L3-240E06	36 ^{7/16}	18	30	112
L4-240E06	48 ^{1/8}	24	30	140
L5-240E06	59 ^{13/16}	30	30	169
L6-240E06	71 ^{1/2}	36	30	200
L1-300E06	13 ^{1/16}	6	36	58
L2-300E06	24 ^{3/4}	12	36	87
L3-300E06	36 ^{7/16}	18	36	128
L4-300E06	48 ^{1/8}	24	36	158
L5-300E06	59 ^{13/16}	30	36	193
L6-300E06	71 ^{1/2}	36	36	227
L1-360E06	13 ^{1/16}	8	42	67
L2-360E06	24 ^{3/4}	16	42	100
L3-360E06	36 ^{7/16}	24	42	146
L4-360E06	48 ^{1/8}	32	42	183
L5-360E06	59 ^{13/16}	40	42	221
L6-360E06	71 ^{1/2}	48	42	261
L1-420E06	13 ^{1/16}	8	48	76
L2-420E06	24 ^{3/4}	16	48	113
L3-420E06	36 ^{7/16}	24	48	166
L4-420E06	48 ^{1/8}	32	48	207
L5-420E06	59 ^{13/16}	40	48	221
L6-420E06	71 ^{1/2}	48	48	237

Depth on all Legal-Size Sort Modules is 16^{7/8}".
Open back risers are not available on open back modules.

Legal Open Back, 12" Riser



L4-240E12

MODEL #	WIDTH	SLOTS	HEIGHT	WEIGHT
L1-180E12	13 ^{1/16}	6	30	52
L2-180E12	24 ^{3/4}	12	30	74
L3-180E12	36 ^{7/16}	18	30	107
L4-180E12	48 ^{1/8}	24	30	131
L5-180E12	59 ^{13/16}	30	30	161
L6-180E12	71 ^{1/2}	36	30	191
L1-240E12	13 ^{1/16}	6	36	59
L2-240E12	24 ^{3/4}	12	36	85
L3-240E12	36 ^{7/16}	18	36	121
L4-240E12	48 ^{1/8}	24	36	150
L5-240E12	59 ^{13/16}	30	36	184
L6-240E12	71 ^{1/2}	36	36	218
L1-300E12	13 ^{1/16}	6	42	65



Legal Open Back, 12" Riser (cont.)

MODEL #	WIDTH	SLOTS	HEIGHT	WEIGHT
L2-30OE12	24 ^{3/4}	12	42	95
L3-30OE12	36 ^{7/16}	18	42	136
L4-30OE12	48 ^{1/8}	24	42	169
L5-30OE12	59 ^{13/16}	30	42	207
L6-30OE12	71 ^{1/2}	36	42	244
L1-36OE12	13 ^{1/16}	8	48	70
L2-36OE12	24 ^{3/4}	16	48	105
L3-36OE12	36 ^{7/16}	24	48	153
L4-36OE12	48 ^{1/8}	32	48	189
L5-36OE12	59 ^{13/16}	40	48	230
L6-36OE12	71 ^{1/2}	48	48	271

Depth on all Legal-Size Sort Modules is 16^{7/8}".
Open back risers are not available on open back modules.

Legal Open Back, 18" Riser



L4-30OE18

MODEL #	WIDTH	SLOTS	HEIGHT	WEIGHT
L1-18OE18	13 ^{1/16}	6	36	57
L2-18OE18	24 ^{3/4}	12	36	81
L3-18OE18	36 ^{7/16}	18	36	117
L4-18OE18	48 ^{1/8}	24	36	142
L5-18OE18	59 ^{13/16}	30	36	176
L6-18OE18	71 ^{1/2}	36	36	209
L1-24OE18	13 ^{1/16}	6	42	64
L2-24OE18	24 ^{3/4}	12	42	91
L3-24OE18	36 ^{7/16}	18	42	131
L4-24OE18	48 ^{1/8}	24	42	161
L5-24OE18	59 ^{13/16}	30	42	198
L6-24OE18	71 ^{1/2}	36	42	237
L1-30OE18	13 ^{1/16}	6	48	70
L2-30OE18	24 ^{3/4}	12	48	101
L3-30OE18	36 ^{7/16}	18	48	145
L4-30OE18	48 ^{1/8}	24	48	180
L5-30OE18	59 ^{13/16}	30	48	221
L6-30OE18	71 ^{1/2}	36	48	263

Depth on all Legal-Size Sort Modules is 16^{7/8}".
Open back risers are not available on open back modules.

Legal Plexiglass Back, No Riser



L4-30P

MODEL #	WIDTH	SLOTS	HEIGHT	WEIGHT
L1-18P	13 ^{1/16}	6	18	40
L2-18P	24 ^{3/4}	12	18	59
L3-18P	36 ^{7/16}	18	18	79
L4-18P	48 ^{1/8}	24	18	99
L5-18P	59 ^{13/16}	30	18	119
L6-18P	71 ^{1/2}	36	18	139
L1-24P	13 ^{1/16}	6	24	46
L2-24P	24 ^{3/4}	12	24	69
L3-24P	36 ^{7/16}	18	24	94

Legal Plexiglass Back, No Riser (cont.)

MODEL #	WIDTH	SLOTS	HEIGHT	WEIGHT
L4-24P	48 ^{1/8}	24	24	117
L5-24P	59 ^{13/16}	30	24	141
L6-24P	71 ^{1/2}	36	24	165
L1-30P	13 ^{1/16}	6	30	53
L2-30P	24 ^{3/4}	12	30	80
L3-30P	36 ^{7/16}	18	30	108
L4-30P	48 ^{1/8}	24	30	134
L5-30P	59 ^{13/16}	30	30	162
L6-30P	71 ^{1/2}	36	30	189
L1-36P	13 ^{1/16}	8	36	61
L2-36P	24 ^{3/4}	16	36	92
L3-36P	36 ^{7/16}	24	36	124
L4-36P	48 ^{1/8}	32	36	156
L5-36P	59 ^{13/16}	40	36	188
L6-36P	71 ^{1/2}	48	36	220
L1-42P	13 ^{1/16}	8	42	68
L2-42P	24 ^{3/4}	16	42	103
L3-42P	36 ^{7/16}	24	42	139
L4-42P	48 ^{1/8}	32	42	174
L5-42P	59 ^{13/16}	40	42	210
L6-42P	71 ^{1/2}	48	42	246
L1-48P	13 ^{1/16}	8	48	76
L2-48P	24 ^{3/4}	16	48	114
L3-48P	36 ^{7/16}	24	48	153
L4-48P	48 ^{1/8}	32	48	191
L5-48P	59 ^{13/16}	40	48	232
L6-48P	71 ^{1/2}	48	48	273

Depth on all Legal-Size Sort Modules is 16^{7/8}".

Legal Plexiglass Back, 3" Riser



L4-30PE03

MODEL #	WIDTH	SLOTS	HEIGHT	WEIGHT
L1-18PE03	13 ^{1/16}	6	21	43
L2-18PE03	24 ^{3/4}	12	21	62
L3-18PE03	36 ^{7/16}	18	21	82
L4-18PE03	48 ^{1/8}	24	21	102
L5-18PE03	59 ^{13/16}	30	21	122
L6-18PE03	71 ^{1/2}	36	21	142
L1-24PE03	13 ^{1/16}	6	27	49
L2-24PE03	24 ^{3/4}	12	27	72
L3-24PE03	36 ^{7/16}	18	27	97
L4-24PE03	48 ^{1/8}	24	27	120
L5-24PE03	59 ^{13/16}	30	27	144
L6-24PE03	71 ^{1/2}	36	27	168
L1-30PE03	13 ^{1/16}	6	33	56
L2-30PE03	24 ^{3/4}	12	33	83
L3-30PE03	36 ^{7/16}	18	33	111
L4-30PE03	48 ^{1/8}	24	33	137
L5-30PE03	59 ^{13/16}	30	33	165
L6-30PE03	71 ^{1/2}	36	33	192

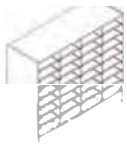


Legal Plexiglass Back, 3" Riser (cont.)

MODEL #	WIDTH	SLOTS	HEIGHT	WEIGHT
L1-36PEo3	13 ¹ / ₁₆	8	39	64
L2-36PEo3	24 ³ / ₄	16	39	95
L3-36PEo3	36 ⁷ / ₁₆	24	39	127
L4-36PEo3	48 ¹ / ₈	32	39	159
L5-36PEo3	59 ¹³ / ₁₆	40	39	191
L6-36PEo3	71 ¹ / ₂	48	39	223
L1-42PEo3	13 ¹ / ₁₆	8	45	71
L2-42PEo3	24 ³ / ₄	16	45	106
L3-42PEo3	36 ⁷ / ₁₆	24	45	142
L4-42PEo3	48 ¹ / ₈	32	45	177
L5-42PEo3	59 ¹³ / ₁₆	40	45	213
L6-42PEo3	71 ¹ / ₂	48	45	249

Depth on all Legal-Size Sort Modules is 16⁷/₈".
For open riser, change model # to P
(for pass-through).

Legal Plexiglass Back, 6" Riser



L4-36PEo6

MODEL #	WIDTH	SLOTS	HEIGHT	WEIGHT
L1-18PEo6	13 ¹ / ₁₆	6	24	45
L2-18PEo6	24 ³ / ₄	12	24	67
L3-18PEo6	36 ⁷ / ₁₆	18	24	88
L4-18PEo6	48 ¹ / ₈	24	24	109
L5-18PEo6	59 ¹³ / ₁₆	30	24	132
L6-18PEo6	71 ¹ / ₂	36	24	155
L1-24PEo6	13 ¹ / ₁₆	6	30	52
L2-24PEo6	24 ³ / ₄	12	30	77
L3-24PEo6	36 ⁷ / ₁₆	18	30	102
L4-24PEo6	48 ¹ / ₈	24	30	127
L5-24PEo6	59 ¹³ / ₁₆	30	30	154
L6-24PEo6	71 ¹ / ₂	36	30	182
L1-30PEo6	13 ¹ / ₁₆	6	36	58
L2-30PEo6	24 ³ / ₄	12	36	87
L3-30PEo6	36 ⁷ / ₁₆	18	36	116
L4-30PEo6	48 ¹ / ₈	24	36	144
L5-30PEo6	59 ¹³ / ₁₆	30	36	175
L6-30PEo6	71 ¹ / ₂	36	36	206
L1-36PEo6	13 ¹ / ₁₆	8	42	67
L2-36PEo6	24 ³ / ₄	16	42	100
L3-36PEo6	36 ⁷ / ₁₆	24	42	133
L4-36PEo6	48 ¹ / ₈	32	42	166
L5-36PEo6	59 ¹³ / ₁₆	40	42	201
L6-36PEo6	71 ¹ / ₂	48	42	237
L1-42PEo6	13 ¹ / ₁₆	8	48	76
L2-42PEo6	24 ³ / ₄	16	48	113
L3-42PEo6	36 ⁷ / ₁₆	24	48	151
L4-42PEo6	48 ¹ / ₈	32	48	288
L5-42PEo6	59 ¹³ / ₁₆	40	48	228
L6-42PEo6	71 ¹ / ₂	48	48	267

Depth on all Legal-Size Sort Modules is 16⁷/₈".
For open riser, change model # to P
(for pass-through).

Legal Plexiglass Back, 12" Riser



L4-30PE12

MODEL #	WIDTH	SLOTS	HEIGHT	WEIGHT
L1-18PE12	13 ¹ / ₁₆	6	30	52
L2-18PE12	24 ³ / ₄	12	30	74
L3-18PE12	36 ⁷ / ₁₆	18	30	97
L4-18PE12	48 ¹ / ₈	24	30	119
L5-18PE12	59 ¹³ / ₁₆	30	30	146
L6-18PE12	71 ¹ / ₂	36	30	174
L1-24PE12	13 ¹ / ₁₆	6	36	59
L2-24PE12	24 ³ / ₄	12	36	85
L3-24PE12	36 ⁷ / ₁₆	18	36	110
L4-24PE12	48 ¹ / ₈	24	36	136
L5-24PE12	59 ¹³ / ₁₆	30	36	167
L6-24PE12	71 ¹ / ₂	36	36	198
L1-30PE12	13 ¹ / ₁₆	6	42	65
L2-30PE12	24 ³ / ₄	12	42	95
L3-30PE12	36 ⁷ / ₁₆	18	42	124
L4-30PE12	48 ¹ / ₈	24	42	154
L5-30PE12	59 ¹³ / ₁₆	30	42	188
L6-30PE12	71 ¹ / ₂	36	42	222
L1-36PE12	13 ¹ / ₁₆	8	48	70
L2-36PE12	24 ³ / ₄	16	48	105
L3-36PE12	36 ⁷ / ₁₆	24	48	139
L4-36PE12	48 ¹ / ₈	32	48	172
L5-36PE12	59 ¹³ / ₁₆	40	48	209
L6-36PE12	71 ¹ / ₂	48	48	246

Depth on all Legal-Size Sort Modules is 16⁷/₈".
For open riser, change model # to P
(for pass-through).

Legal Plexiglass Back, 18" Riser



L4-30PE18

MODEL #	WIDTH	SLOTS	HEIGHT	WEIGHT
L1-18PE18	13 ¹ / ₁₆	6	36	57
L2-18PE18	24 ³ / ₄	12	36	81
L3-18PE18	36 ⁷ / ₁₆	18	36	106
L4-18PE18	48 ¹ / ₈	24	36	129
L5-18PE18	59 ¹³ / ₁₆	30	36	160
L6-18PE18	71 ¹ / ₂	36	36	190
L1-24PE18	13 ¹ / ₁₆	6	42	72
L2-24PE18	24 ³ / ₄	12	42	91
L3-24PE18	36 ⁷ / ₁₆	18	42	111
L4-24PE18	48 ¹ / ₈	24	42	146
L5-24PE18	59 ¹³ / ₁₆	30	42	180
L6-24PE18	71 ¹ / ₂	36	42	215
L1-30PE18	13 ¹ / ₁₆	6	48	79
L2-30PE18	24 ³ / ₄	12	48	98
L3-30PE18	36 ⁷ / ₁₆	18	48	117
L4-30PE18	48 ¹ / ₈	24	48	164
L5-30PE18	59 ¹³ / ₁₆	30	48	201
L6-30PE18	71 ¹ / ₂	36	48	239

Depth on all Legal-Size Sort Modules is 16⁷/₈".
For open riser, change model # to P
(for pass-through).

