

# Rolling Garment Rack II SMS-02-V69-UR

## Specification Sheet

### Short Form Specifications


Eagle Stationary Garment Rack, model \_\_\_\_\_. Features patented QuadTruss® design chrome plated wire shelves, posts, and 1"-diameter chrome plated hanger which accepts most standard hangers.

Eagle Mobile Garment Rack, model \_\_\_\_\_. Features patented QuadTruss® design chrome plated wire shelves, posts, 5" diameter polyurethane casters with rubber donut bumper, and 1" diameter chrome plated hanger bar which accepts most standard hangers.

## Garment Racks

### MODELS:

- |                                   |                                   |
|-----------------------------------|-----------------------------------|
| <input type="checkbox"/> GR1836C  | <input type="checkbox"/> UR1836C  |
| <input type="checkbox"/> GRS1836C | <input type="checkbox"/> URS1836C |
| <input type="checkbox"/> GR1848C  | <input type="checkbox"/> UR1848C  |
| <input type="checkbox"/> GRS1848C | <input type="checkbox"/> URS1848C |
| <input type="checkbox"/> GR1860C  | <input type="checkbox"/> UR1860C  |
| <input type="checkbox"/> GRS1860C | <input type="checkbox"/> URS1860C |



#GR1860C  
stationary unit

### Design and Construction Features

- Convenient storage or transportation of coats, uniforms, or garments.
- Wire shelves feature patented QuadTruss® design —patent #5,390,803.
- Wire design allows for vertical air flow.
- Top wire shelf for hats or flat items.
- Bottom wire shelf for drying shoes or boots; “GRS” and “URS” models have additional solid shelf below bottom wire shelf to catch moisture.
- Available in lengths from 36” to 60” (914 to 1524mm).
- Four mild steel chrome plated posts with adjustable feet.
- Two wire chrome plated shelves.
- 1” (25mm) diameter, chrome-plated coat hanger tube.
- Height of hanger tube allows for long items to be hung.
- Mobile racks feature 5” (127mm) polyurethane tread casters with rubber donut bumper.

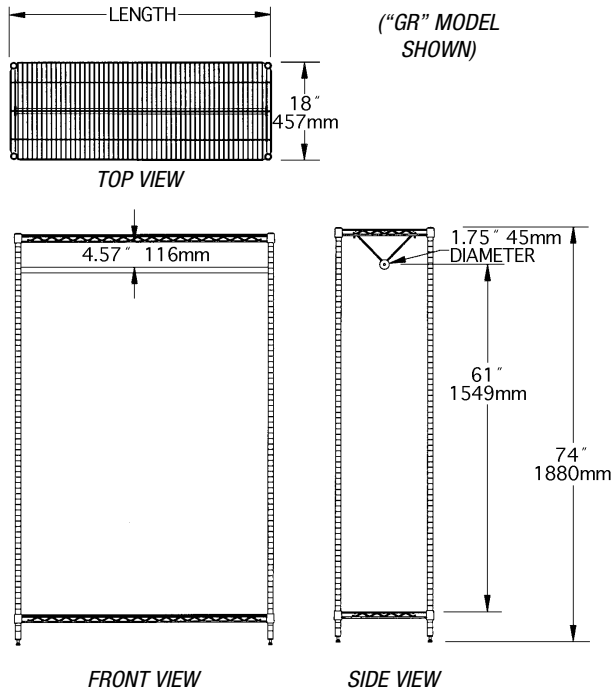
### Options / Accessories

- Hangers
- Casters
- Wire shelves

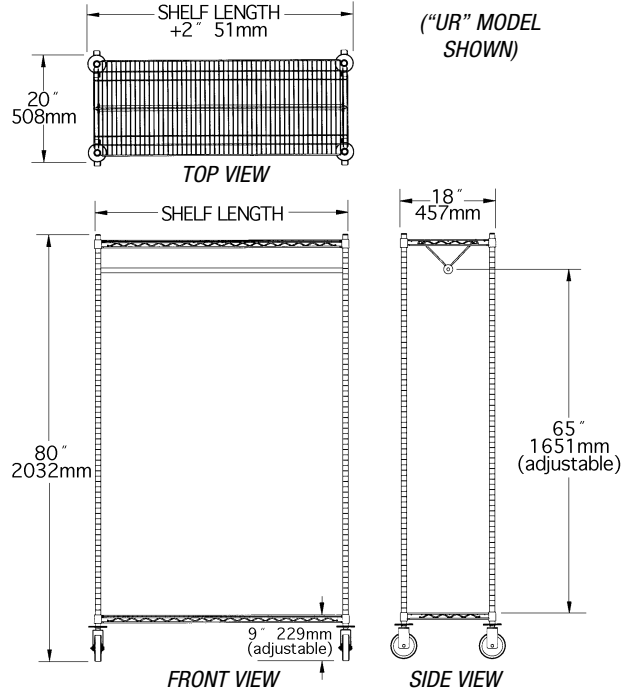


# Garment Racks

## Stationary Units



## Mobile Units



| Stationary model # | Mobile model #  | description                 | width in. | width mm | x length in. | x length mm | weight lbs. | weight kg |
|--------------------|-----------------|-----------------------------|-----------|----------|--------------|-------------|-------------|-----------|
| <b>GR1836C</b>     | <b>UR1836C</b>  | 1 top & 1 bottom wire shelf | 18"       | 457      | 36"          | 914         | 48          | 21.8      |
| <b>GRS1836C</b>    | <b>URS1836C</b> | same, plus 1 solid shelf    | 18"       | 457      | 36"          | 914         | 64          | 29.0      |
| <b>GR1848C</b>     | <b>UR1848C</b>  | 1 top & 1 bottom wire shelf | 18"       | 457      | 48"          | 1219        | 52          | 23.6      |
| <b>GRS1848C</b>    | <b>URS1848C</b> | same, plus 1 solid shelf    | 18"       | 457      | 48"          | 1219        | 72          | 32.7      |
| <b>GR1860C</b>     | <b>UR1860C</b>  | 1 top & 1 bottom wire shelf | 18"       | 457      | 60"          | 1524        | 58          | 26.3      |
| <b>GRS1860C</b>    | <b>URS1860C</b> | same, plus 1 solid shelf    | 18"       | 457      | 60"          | 1524        | 82          | 37.2      |

## Accessories and Replacements available

### Optional Closed Loop Hangers

| Electro-polished model # | Stainless steel model # | Chrome model # | weight lbs. | weight kg |
|--------------------------|-------------------------|----------------|-------------|-----------|
| <b>CLH-EP</b>            | <b>CLH-S</b>            | <b>CLH-C</b>   | 0.4         | 0.2       |

### Optional Open Loop Hangers

| Electro-polished model # | Stainless steel model # | Chrome model # | weight lbs. | weight kg |
|--------------------------|-------------------------|----------------|-------------|-----------|
| <b>OLH-EP</b>            | <b>OLH-S</b>            | <b>OLH-C</b>   | 0.4         | 0.2       |

### Replacement Hanger Tubes

Chrome finish.

| model #     | length in. | length mm | weight lbs. | weight kg |
|-------------|------------|-----------|-------------|-----------|
| <b>CH24</b> | 24"        | 610       | 1.5         | 0.7       |
| <b>CH30</b> | 30"        | 762       | 1.7         | 0.8       |
| <b>CH36</b> | 36"        | 914       | 2.2         | 1.0       |
| <b>CH42</b> | 42"        | 1067      | 2.7         | 1.2       |
| <b>CH48</b> | 48"        | 1219      | 3.2         | 1.5       |
| <b>CH54</b> | 54"        | 1372      | 3.5         | 1.6       |
| <b>CH60</b> | 60"        | 1524      | 3.8         | 1.7       |

### Optional Wire Shelves

Chrome finish.

| model #      | width in. | width mm | x length in. | x length mm | weight lbs. | weight kg |
|--------------|-----------|----------|--------------|-------------|-------------|-----------|
| <b>1836C</b> | 18"       | 457      | 36"          | 914         | 9           | 4.1       |
| <b>1848C</b> | 18"       | 457      | 48"          | 1219        | 12          | 5.5       |
| <b>1860C</b> | 18"       | 457      | 60"          | 1524        | 17          | 7.7       |

