

Pull-Out Wire Shelving Cart Specification Sheet

SMS-02-V45-PS

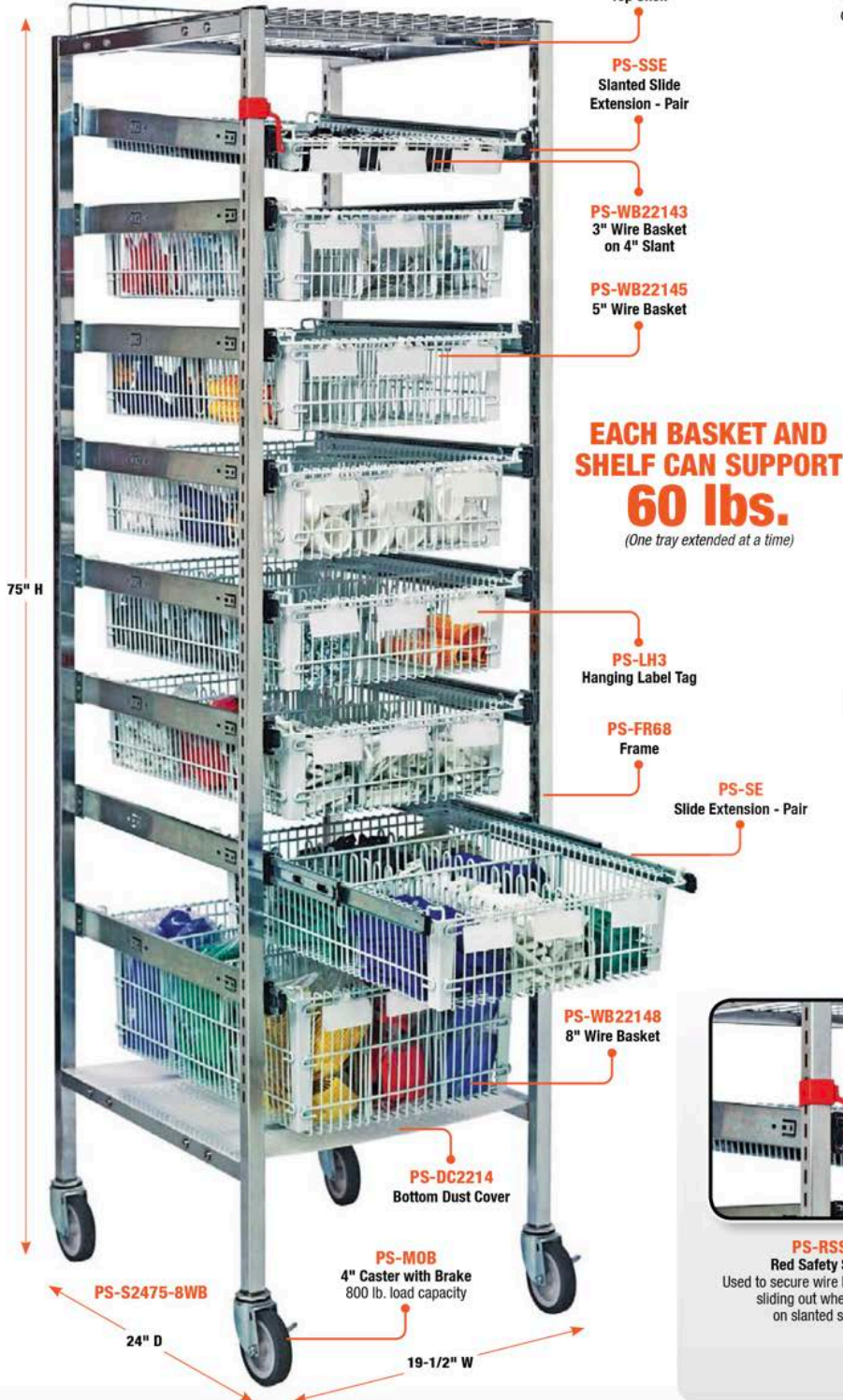
PARTition Store Pull Out Basket Carts

Pull out basket storage organize and transport your storage tools and needed parts.

800 lb.
MOBILE LOAD CAPACITY


PARTition Store Starter Unit

Starter units come complete with 2 frames, 4 cross bars, top wire shelf, full extension slides, bottom dust cover and four 4"H poly casters, 2 with brakes. Load capacity of 800 lb.



PS-S2475-8WB Starter Unit with Wire Baskets

- 24"D x 19-1/2"W x 75"H
- 1 - 3" wire basket with 2 long and 2 short-dividers
- 6 - 5" wire baskets with 2 long and 2 short-dividers
- 1 - 8" wire basket with 2 long and 2 short-dividers
- 1 - safety stop
- 1 - bottom dust cover
- 25 - PS-LH3 clear hanging label tags



PS-RSS
Red Safety Stop
Used to secure wire baskets from sliding out when used on slanted slide.



PS-LH3
Hanging Label Tag
Fits 1-3/8"H x 3"W adhesive label.
Package of 25. (Sold separately)

Available In:

- Clear
- Red
- Yellow
- Blue
- Green
- Orange
- Pink
- Purple



PARTition Store Starter Unit

Starter units come complete with 2 frames, 4 cross bars, top wire shelf, full extension slides, bottom dust cover and four 4"H poly casters, 2 with brakes. Load capacity of 800 lb.



PS-S2475-7S
Starter Unit with Wire Shelves
 24"D x 19-1/2"W x 75"H
 7 - wire shelves on slides
 1 - bottom dust cover
 25 - PS-LH3 clear hanging label tags

PARTition Store Single Bay Carts

- Ideal for transport of your needed parts or tools
- All-welded 1" square tubular epoxy-coated steel frame
- Sturdy base with solid shelf
- Heavy-duty 1,200 lb. capacity



PS-SBC58-6WB
Single Bay Cart with Wire Baskets
 29-1/2"D x 25"W x 58-1/2"H
 1 - 3" wire basket with 2 long and 2 short dividers
 4 - 5" wire baskets with 2 long and 2 short dividers
 1 - 8" wire basket with 2 long and 2 short dividers
 25 - PS-LH3 clear hanging label tags

HEAVY-DUTY PULL OUT BASKET AND SHELF TRANSPORT CARTS



PS-SBC58-6S
Single Bay Cart with Wire Shelves
 29-1/2"D x 25"W x 58-1/2"H
 6 - wire shelves
 25 - PS-LH3 clear hanging label tags

EACH BASKET AND SHELF CAN SUPPORT 60 lbs.

(One tray extended at a time)

1,200 lb. MOBILE LOAD CAPACITY FOR BAY CARTS

PARTition Store Add-On Unit

Add-on units come complete with 1 frame, 4 cross bars, top wire shelf, full extension slides, bottom dust cover and two 4"H casters, 1 with brake.

EXPAND YOUR STARTER UNIT



PS-A2475-8WB
Add-on with Wire Baskets



PS-A2475-7S
Add-on with Wire Shelves

FULL CAPACITY COMPARTMENTS



PS-WB22148
Wire Basket
 See pg. 126 for additional sizes



PS-WS2414
Wire Shelves
 Available in White or Chrome Finish



Partition Store Double Bay Carts

- Ideal for transport of your needed parts or tools
- All-welded 1-1/2" square tubular epoxy-coated steel frame
- Sturdy base with solid shelf insert
- 5" quiet poly swivel casters
- Standard donut bumpers on corners which protect walls and provide cushion impact
- Accessories include dividers and label holders
- Custom configurations are available, call for details

1,200 lb.
MOBILE LOAD CAPACITY
FOR BAY CARTS



PS-DBC-7WB7S
Double Bay Cart with Wire Baskets and Shelves
29-1/2" D x 44" W x 74-1/2" H
7 - 5" wire baskets with 2 long and 2 short dividers
7 - wire shelves on slides
50 - PS-LH3 clear hanging label tags

Also available:
PS-DBC-14WB
Double Bay Cart with Wire Baskets
29-1/2" D x 44" W x 74-1/2" H
14 - 5" wire baskets with 2 long and 2 short dividers
50 - PS-LH3 clear hanging label tags


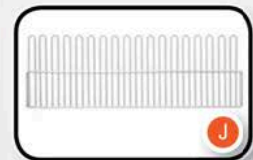
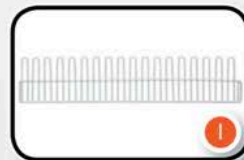
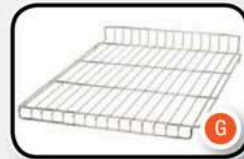
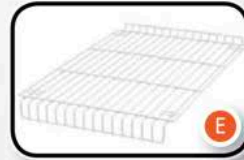
PS-DBC-14S
Double Bay Cart with Wire Shelves
29-1/2" D x 44" W x 74-1/2" H
14 - wire shelves on slides
50 - PS-LH3 clear hanging label tags

EACH BASKET AND SHELF CAN SUPPORT 60 lbs.

(One tray extended at a time)

DOUBLE BAY HEAVY-DUTY PULL OUT BASKET TRANSPORT CARTS

Accessories



A PS-WB22143
3" Wire Basket
22" x 14" x 3"

B PS-WB22145
5" Wire Basket
22" x 14" x 5"

C PS-WB22148
8" Wire Basket
22" x 14" x 8"

D PS-SE
Slide Extension - Pair
PS-SSE
Slant Slide Extension - Pair

E PS-WS2414
Flat Shelf available in:
- White
- Chrome

F PS-DC2214
Bottom Dust Cover
22" x 14"

G PS-TS22184C
Chrome Top Shelf

H PS-WBLD-3
3" Basket Long Divider
PS-WBSD-3

I PS-WBLD-5
3" Basket Short Divider
PS-WBLD-5

J PS-WBLD-8
5" Basket Long Divider
PS-WBSD-5

K PS-WBLD-8
5" Basket Short Divider
PS-WBSD-8

K PS-LH3
Hanging Label Tag
1-3/8" x 3" Available in:
- Clear - Red - Yellow
- Blue - Green - Orange
- Pink - Purple

