

# COMPACT MOBILE CABINET



## COMPACT MOBILE CABINET

The innovative Compact Mobile Cabinet is 18" wide and comes in two depths (21" and 27") and five heights (24", 28", 30", 34" and 40"). It adapts perfectly to your needs and easily integrates into your workspace. Whether you want a single, double or triple unit, it comes mounted on 4" or 6" premium-quality casters, which ensures years of satisfaction from this robust and reliable work equipment.

The compact drawer has a load capacity of 100lb. and boasts 100% extension in both cabinet depths. There is also a wide range of accessories available for it. The lock-in mechanism allows users to move the cabinet safely, while the central locking mechanism locks all drawers at the same time for secure storage of the drawer contents.

With its intelligent construction and design, the Compact Mobile Cabinet is versatile, modular and truly ingenious. It is an excellent alternative to the heavy-duty version.



## THE STOREMORESTORE DIFFERENCE



100% extension for both drawer depths, 100lb. load capacity per drawer, six drawer heights available: 3", 4", 5", 6", 8" and 12".



Wide variety of drawer accessories available: full-depth partitions, dividers, plastic bins, hanging file holders, protective foam, etc.



Central locking on the cabinet housing.



The lock-in mechanism stops drawers from opening on their own.



Polyurethane casters for excellent maneuverability without marking floors.



# PRECONFIGURED MODELS

## HERE ARE SOME OF OUR MOST POPULAR PRECONFIGURED MODELS OF COMPACT MOBILE CABINETS

- All preconfigured models are factory assembled and ready to use
- The preconfigured models in this section have 4" casters, including two rigid and two swivel casters with total-lock brakes
- To order a key lock on the housing, add L3 to the end of the product number
- A lock-in mechanism stops drawers from opening on their own when moving the cabinet and when the central locking is not activated
- To order a lock-in mechanism, add B to the product number, e.g., L3BBD-2401L3 B for an 18"W×21"D×29 1/8"H cabinet, with three drawers, central lock and lock-in mechanism

### IMPORTANT

Drawer compartments are included in all models. See the table for the number of compartments



To order drawers without compartments, replace the last two digits of the model number with the next even number up.

e.g., L3BBD-2401 with  
L3BBD-2402 without

#### NUMBER OF COMPARTMENTS (LAYOUT CODE)

DRAWER DIMENSION	18"W×21"D	18"W×27"D
3"H to 5"H	9 (0206)	9 (0206)
6"H and 8"H	6 (0104)	6 (0104)
12"H	4 (0102)	4 (0102)



A security mechanism B on the drawer and/or L3 on the housing is required for all mobile applications.

## 18" WIDE (W×D×H)

Each model includes two front handles



#### 3 DRAWERS

L3BBD-2401\_\_ 18"×21"×29 1/8"  
L3BBG-2401\_\_ 18"×27"×29 1/8"



#### 3 DRAWERS

L3BBD-2403\_\_ 18"×21"×29 1/8"  
L3BBG-2403\_\_ 18"×27"×29 1/8"



#### 4 DRAWERS

L3BBD-2801\_\_ 18"×21"×33 1/8"  
L3BBG-2801\_\_ 18"×27"×33 1/8"



#### 4 DRAWERS

L3BBD-2803\_\_ 18"×21"×33 1/8"  
L3BBG-2803\_\_ 18"×27"×33 1/8"



#### 6 DRAWERS

L3BBD-3001\_\_ 18"×21"×35 1/8"  
L3BBG-3001\_\_ 18"×27"×35 1/8"



#### 6 DRAWERS

L3BBD-3401\_\_ 18"×21"×39 1/8"  
L3BBG-3401\_\_ 18"×27"×39 1/8"



#### 1 DOOR / 1 SHELF

L3BBD-3412\_\_ 18"×21"×39 1/8"  
L3BBG-3412\_\_ 18"×27"×39 1/8"



#### 5 DRAWERS

L3BBD-3413\_\_ 18"×21"×39 1/8"  
L3BBG-3413\_\_ 18"×27"×39 1/8"



#### 5 DRAWERS

L3BBD-3415\_\_ 18"×21"×39 1/8"  
L3BBG-3415\_\_ 18"×27"×39 1/8"




#### 4 DRAWERS

L3BBD-3417\_\_ 18"×21"×39 1/8"  
L3BBG-3417\_\_ 18"×27"×39 1/8"




#### 4 DRAWERS

L3BBD-3403\_\_ 18"×21"×39 1/8"  
L3BBG-3403\_\_ 18"×27"×39 1/8"




#### 6 DRAWERS

L3BBD-4001\_\_ 18"×21"×45 1/8"  
L3BBG-4001\_\_ 18"×27"×45 1/8"




#### 7 DRAWERS

L3BBD-4003\_\_ 18"×21"×45 1/8"  
L3BBG-4003\_\_ 18"×27"×45 1/8"



#### 5 DRAWERS

L3BBD-4007\_\_ 18"×21"×45 1/8"  
L3BBG-4007\_\_ 18"×27"×45 1/8"



#### 7 DRAWERS

L3BBD-4009\_\_ 18"×21"×45 1/8"  
L3BBG-4009\_\_ 18"×27"×45 1/8"





# PRECONFIGURED MODELS

## 36" WIDE (W×D×H)

Each model includes one side handle



9 DRAWERS

L3BED-2401__	36" × 21" × 29 1/8"
L3BEG-2401__	36" × 27" × 29 1/8"



11 DRAWERS

L3BED-2801__	36" × 21" × 33 1/8"
L3BEG-2801__	36" × 27" × 33 1/8"



4 DRAWERS / 1 DOOR / 1 SHELF

L3BED-2823__	36" × 21" × 33 1/8"
L3BEG-2823__	36" × 27" × 33 1/8"



10 DRAWERS

L3BED-3431__	36" × 21" × 39 1/8"
L3BEG-3431__	36" × 27" × 39 1/8"



9 DRAWERS

L3BED-3433__	36" × 21" × 39 1/8"
L3BEG-3433__	36" × 27" × 39 1/8"



12 DRAWERS

L3BED-4001__	36" × 21" × 45 1/8"
L3BEG-4001__	36" × 27" × 45 1/8"



15 DRAWERS

L3BED-4003__	36" × 21" × 45 1/8"
L3BEG-4003__	36" × 27" × 45 1/8"



4 DRAWERS / 2 DOORS / 2 SHELVES

L3BED-4033__	36" × 21" × 45 1/8"
L3BEG-4033__	36" × 27" × 45 1/8"

## 54" WIDE (W×D×H)

Each model includes one side handle



12 DRAWERS

L3BJD-2801__	54" × 21" × 33 1/8"
L3BJG-2801__	54" × 27" × 33 1/8"



13 DRAWERS

L3BJD-3001__	54" × 21" × 35 1/8"
L3BJG-3001__	54" × 27" × 35 1/8"



16 DRAWERS

L3BJD-3403__	54" × 21" × 39 1/8"
L3BJG-3403__	54" × 27" × 39 1/8"



15 DRAWERS

L3BJD-3401__	54" × 21" × 39 1/8"
L3BJG-3401__	54" × 27" × 39 1/8"



18 DRAWERS

L3BJD-4001__	54" × 21" × 45 1/8"
L3BJG-4001__	54" × 27" × 45 1/8"



8 DRAWERS / 2 DOORS / 2 SHELVES

L3BJD-4003__	54" × 21" × 45 1/8"
L3BJG-4003__	54" × 27" × 45 1/8"

